

# Auto Butler®

PREMIER PAINT PROTECTION II

## CERTIFIED PRE-OWNED PROGRAM

Your Certified Pre-Owned Vehicle comes with warranty coverage and has been properly inspected to have a like NEW condition.

**Now let Auto Butler continue your vehicle protection.**

### ✓ Machine Applied Protection

The Auto Butler polisher has 20,000 soft, cloth fingers to gently massage the protection products onto the vehicle.

### ✓ The Application Process

These 20,000 fingers perform a two-step process with unparalleled quality and consistency.

**Step 1:** A polish containing both waxes and cleaners is applied to smooth out and remove contaminants from your vehicle's paint finish.

**Step 2:** A synthetic ceramic coating, designed to create a long lasting molecular bond to your paint finish, is applied to protect and bring out a brilliant shine.

### ✓ Reapplication Notices

Auto Butler will send you reminder cards inviting you to return to your dealership every 6 months to have your reapplication of the Premier Paint Protection II.

### ✓ Maximize the Value

Auto Butler maximizes your vehicle's value. You will always receive at least the cost you spent on the paint protector when you resell or trade in the vehicle. The warranty is also transferable from owner to owner.

### ✓ The Ultimate Protection

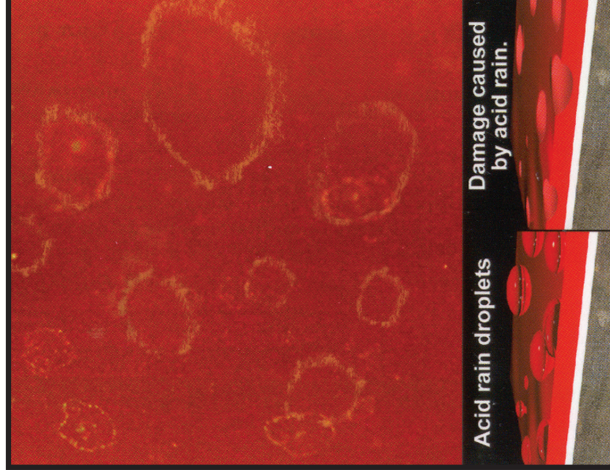
Auto Butler gives you peace of mind with a warranty covering acid rain, bird droppings, damaging ultraviolet rays, and tree sap.

*With Auto Butler's 30 years of experience, this nationwide OEM endorsed paint protection system is simply the best warranty value on the market today.*

[www.autobutler.com](http://www.autobutler.com)



# Don't Let These Common Problems Damage Your Vehicle's Paint



Acid rain droplets

Damage caused by acid rain.

## ACID RAIN

**Appearance:**


Irregular patches of rough, discolored, or disintegrated surface possibly resulting in a crazing or cracking appearance.

**Cause:**

Exposure to rain containing effluents from manufacturing, chemical industry and power stations.

**Prevention:**

- Remove harmful water soluble contaminants by regular washing.
- Avoid parking near factories that produce chemical fallout
- Polish and seal paint regularly



## TREE SAP

**Appearance:**

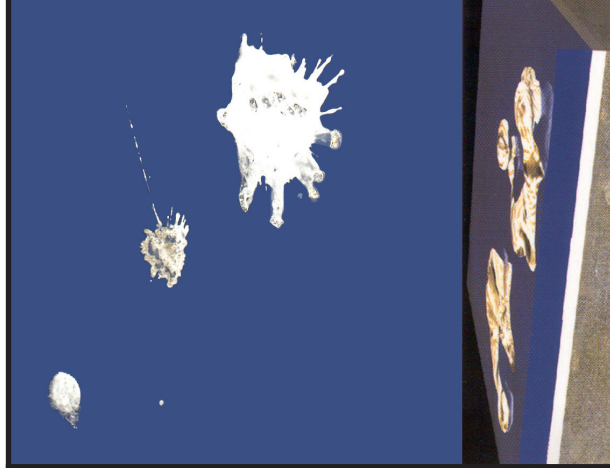
Sap spots that resemble spots of pancake syrup in various sizes.

**Cause:**

Tree sap in contact with vehicle's finish. If not removed it will cause the paint to crack.

**Prevention:**

- Regular maintenance of the vehicle's finish
- Remove contaminants before finish damage can occur
- Avoid parking vehicle under trees
- Polish and seal paint regularly



## BIRD DROPPINGS

**Appearance:**


Finish damage or spot etching. The longer the dropping stays on the finish, the more severe the etching may become.

**Cause:**

The problem is seasonal, regional, and affected by the bird population. The organic etching is accelerated by intensified heat.

**Prevention:**

- Remove as quickly as possible
- Regular washing
- Polish and seal paint regularly



Faded Paint

Polished & Sealed Paint

## FADED PAINT

**Appearance:**

Cloudy, hazy or dull finish.

**Cause:**

Ultraviolet rays degrading the finish. More than .5 mil of clearcoat removed during a surface repair.

**Prevention:**

- Never remove more than .5 mil of clearcoat during surface repair
- Garage your vehicle
- Polish and seal paint regularly

*Auto Butler*® **Has The Solution!**